



maintaining the integrity of the sport of horseracing

16 August 2022

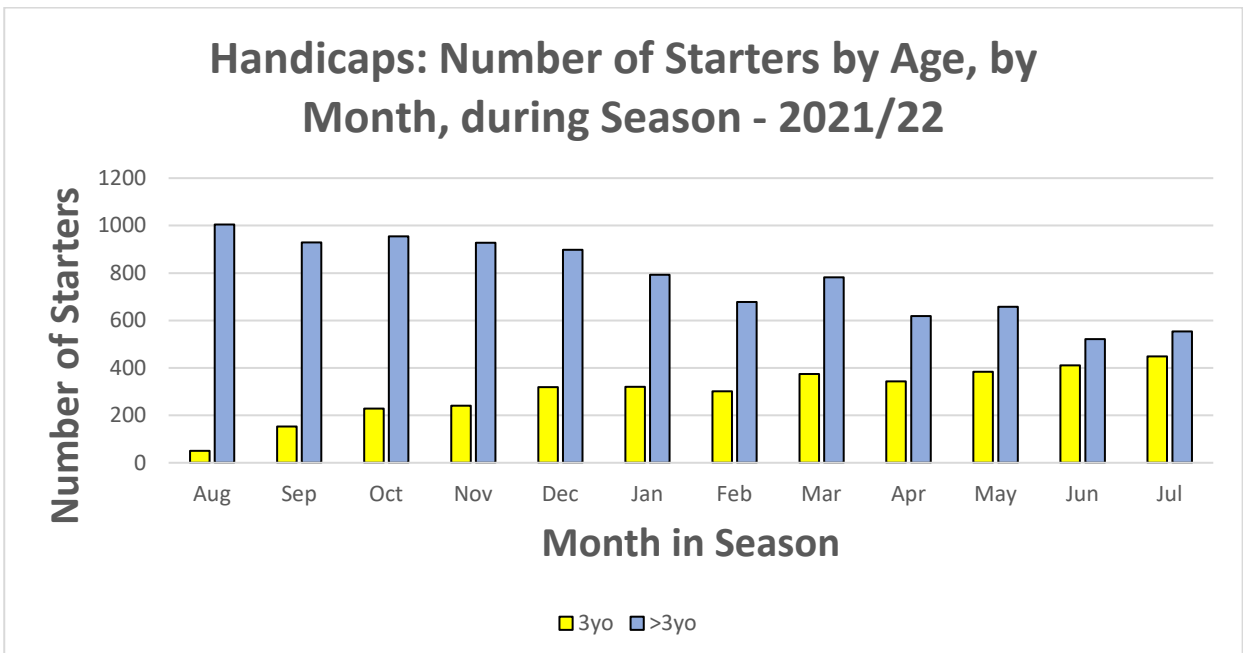
PRESS RELEASE

Updated Statistics – Sophomore Crop 2021/22 – flowing from the Press Release of 1 October 2021

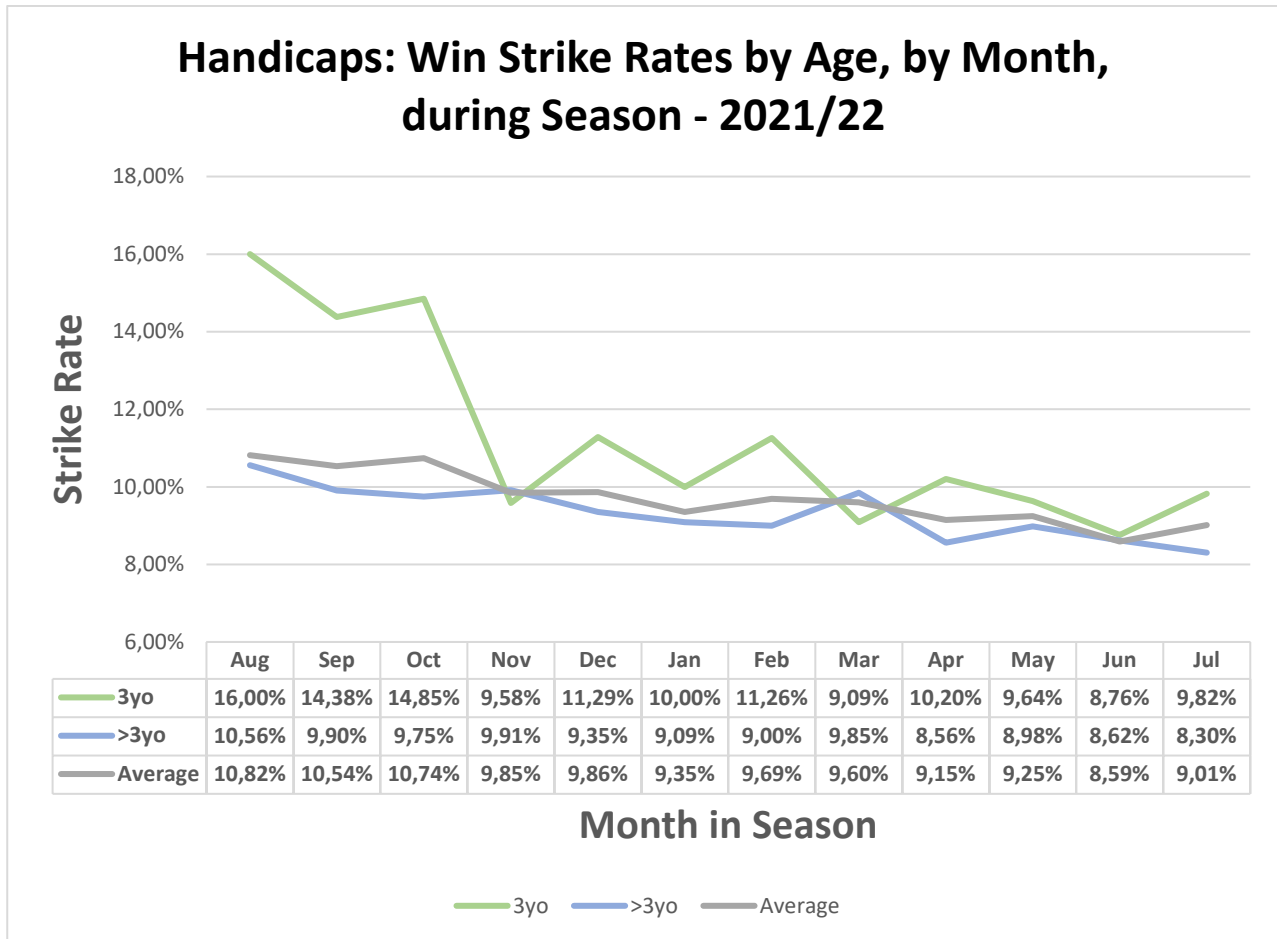
The NHA Handicappers are tasked with ensuring that all horses in handicaps have an equal chance of winning as per the rules of the NHA (Rule: 47.3.2 a handicap, which shall be a RACE in which the weights to be carried by the HORSES are allocated by the handicapper for the purpose of equalising their chances of winning). It is, however, a trend that the three-year-old crop consistently outperform their older rivals in benchmark handicaps. This is likely due to their freshness in racing, their propensity to improve more rapidly than older horses, and the likelihood that trainers take advantage of the favourable WFA for the more mature three-year-old’s early in the season. This trend flattens as the months progress as the Handicappers are able to gain better insight into the merit of each three-year-old, and as the WFA allowance reduces.

The Handicappers have reviewed the handicap performances of the three-year-old crop after the last Southern Hemisphere season ending 31 July 2022. This review is done regularly to ensure that a balance between crops is maintained and that handicaps remain competitive.

The chart below displays the number of starters in benchmark handicaps for the 2021/22 season and is divided into three-year-old starters in yellow and four-year-old and older starters in blue. Participation by three-year-old’s steadily increases through the course of the season with the smallest number of three-year-old starters during the first quarter of the season.



The chart below shows the three-year-old win strike-rate in Green, and the four year and older crop win strike rate in blue. The strike rate is calculated by dividing wins for each group by the number of starters of each group and converting to percentages. But for two months in the 2021/22 season, November and March) the three-year-old crop outperformed their older competitors in every month of the season. As three-year-olds are likely more progressive than their older peers in handicaps, this higher overall strike rate is not abnormal.



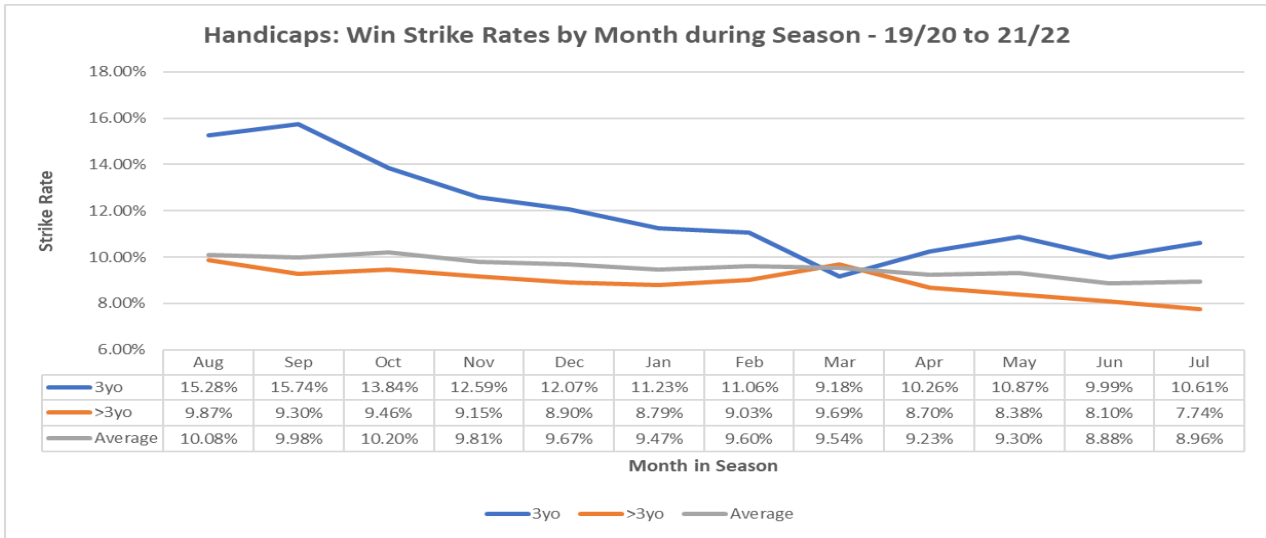
The tables below break down the strike rate by month in season, by age group. The average net merit ratings (Ave NMR) columns indicate that the three-year-old’s average net merit rating increases marginally through the course of the season. Despite this, in the months of November 2021 and March 2022 does the four year and older group outperform the three-year-old crop. The dip in strike rate for the three-year-old crop in November and March is likely due to the better three-year-olds contesting the opening November Classic and Highveld March Classic races in those months, and due to the leading Western Cape sophomores likely breaking before the KZN Winter Season. The mostly-consistent outperformance of the three-year-old crop throughout the season is in part due to the constant adjustment of sophomore ratings as they disclose more of their ability through the season in benchmark handicaps.

Three-Year-Olds - 2021/22							
Month	Ave MR	Ave NMR	Starts	Wins	2nds	3rds	Win %
AUG	82.70	66.62	50	8	4	5	16.00%
SEP	82.46	67.46	153	22	18	21	14.38%
OCT	82.32	68.66	229	34	27	20	14.85%
NOV	80.85	68.75	240	23	22	26	9.58%
DEC	79.09	68.75	319	36	23	30	11.29%
JAN	78.25	69.44	320	32	29	24	10.00%
FEB	77.72	70.30	302	34	29	30	11.26%
MAR	75.90	69.82	374	34	42	37	9.09%
APR	74.67	69.84	343	35	40	36	10.20%
MAY	75.39	71.47	384	37	38	37	9.64%
JUN	73.98	71.20	411	36	39	28	8.76%
JUL	73.18	71.40	448	44	36	40	9.82%
	76.93	69.98	3573	375	347	334	10.50%

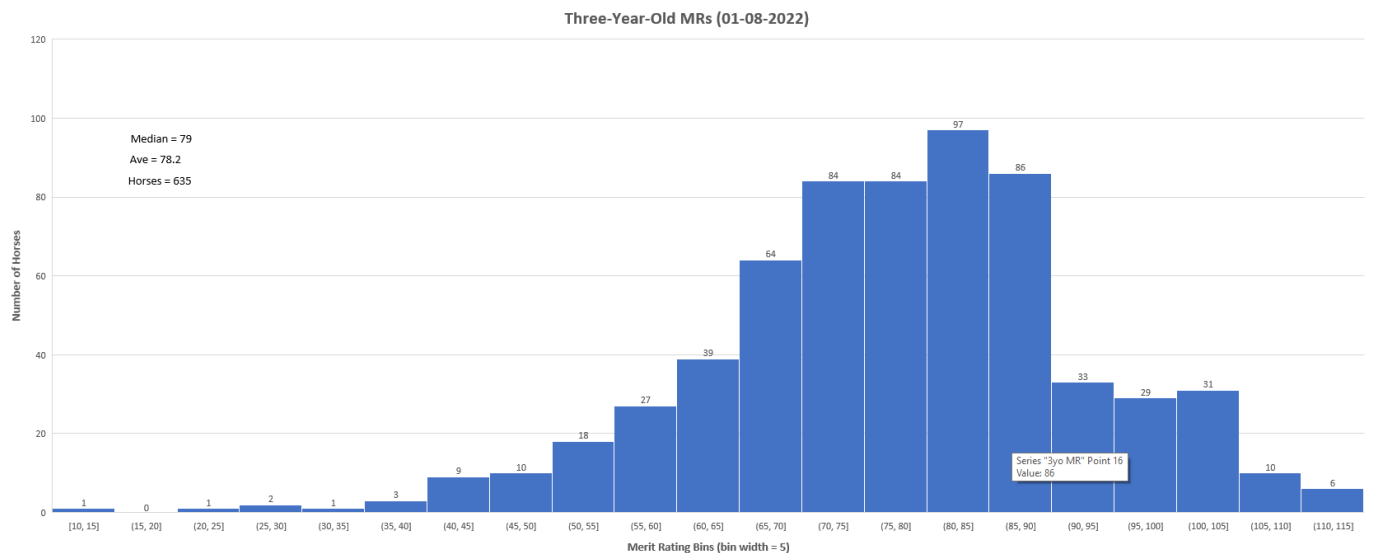
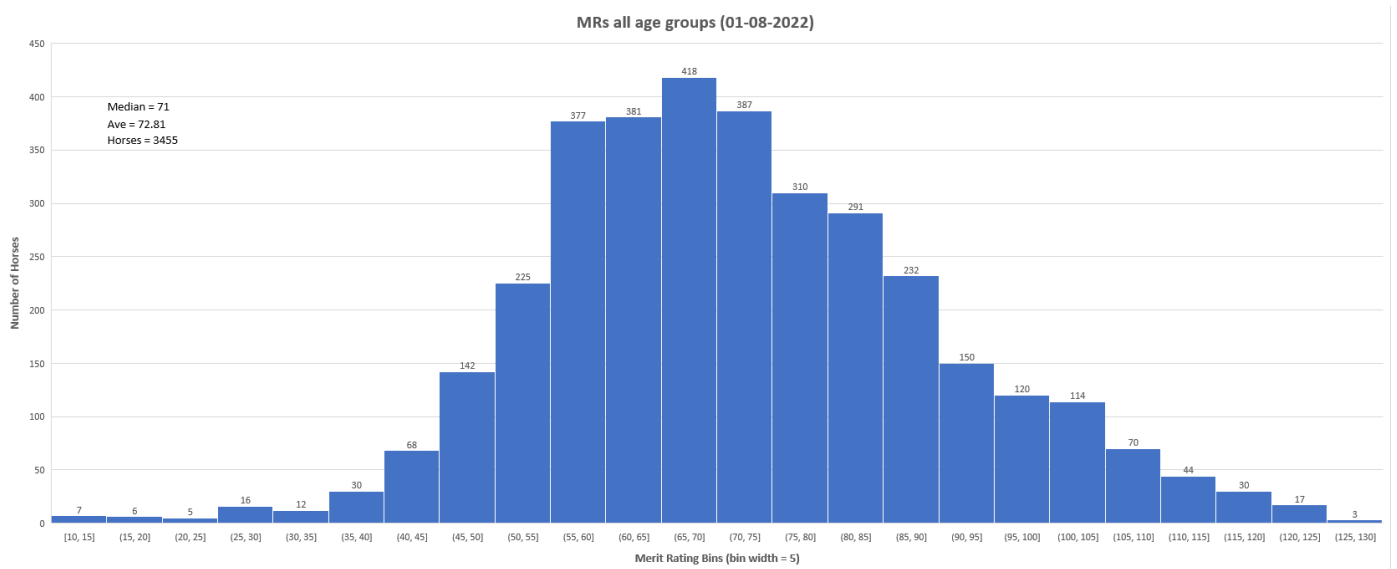
Four-Year-Olds - 2021/22							
Month	Ave MR	Ave NMR	Starts	Wins	2nds	3rds	Win %
AUG	71.58	71.17	1004	106	110	111	10.56%
SEP	71.76	71.29	929	92	97	92	9.90%
OCT	73.31	72.82	954	93	100	108	9.75%
NOV	70.88	70.74	928	92	93	89	9.91%
DEC	71.16	71.02	898	84	97	90	9.35%
JAN	71.52	71.42	792	72	75	82	9.09%
FEB	71.88	71.87	678	61	66	65	9.00%
MAR	70.05	70.04	782	77	70	75	9.85%
APR	70.65	70.63	619	53	49	52	8.56%
MAY	71.49	71.48	657	59	58	60	8.98%
JUN	70.87	70.87	522	45	40	54	8.62%
JUL	71.16	71.15	554	46	55	54	8.30%
	71.42	71.24	9317	880	910	932	9.45%

Season 2021-22			
Total Runners - All Races	30 289	Total Winners	3 078
		Individual Winners	2 054
Total Runners - Handicap Races	13 930	Total Handicap Winners	1 357
		Individual Handicap Winners	937
Summary			
Based on the above, and as expected, the distribution of individual winners in Handicap races is 69% as opposed to 64.9% in all other races.			

Snapshot of the last three seasons, i.e. from August 2019 to July 2022.



Current season rating bands as of 1 August 2022 (gross ratings):



Please contact the Senior Handicapper Mr Lennon Maharaj at lennon@nhra.co.za for any queries.